

Ages 8-12

Be Burn Aware!

Can you
find the five
matchbooks
on this page?

Join us on our
mission to keep
you safe from
burn injuries!



with
Boots and Brewster
the Burn Awareness Pair!



Burn Awareness
Preventing Burn Injuries

kidzsmart ©2011

AWESOME ADVENTURES IN BURN AWARENESS!

FEATURING...





BOOTS & BREWSTER!

THE BURN AWARENESS PAIR

Join Boots, the Burn Awareness Bear, and his loyal sidekick, Brewster, on their everlasting mission to keep kids safe!

ISSUE No. 1

IN TROUBLING TUB TIME!



WITH HIS TASTY SNACK TOASTING BESIDE HIM, BREWSTER LICKED HIS LIPS IN ANTICIPATION OF THE SWEET TREAT TO COME. WHEN ALL OF A SUDDEN, HIS PAL BOOTS APPEARED AND SEEMED ALARMED...



HMMM... I KNEW I SMELLED DANGER BUT WHAT COULD THAT OTHER SMELL POSSIBLY BE... TOASTER PASTRY?!? NOT AGAIN! HEY LITTLE BUDDY, THE BATHROOM IS NOT THE PLACE FOR A TOASTER!

NO ELECTRICAL APPLIANCE SHOULD BE ALLOWED TO COME IN CONTACT WITH WATER!



IN FACT, WE SHOULD USE AS FEW ELECTRICAL APPLIANCES IN THE BATHROOM AS POSSIBLE, AND TO AVOID ELECTRICAL SHOCKS AND BURNS, MAKE CERTAIN THAT THEY ARE KEPT WELL AWAY FROM WATER!

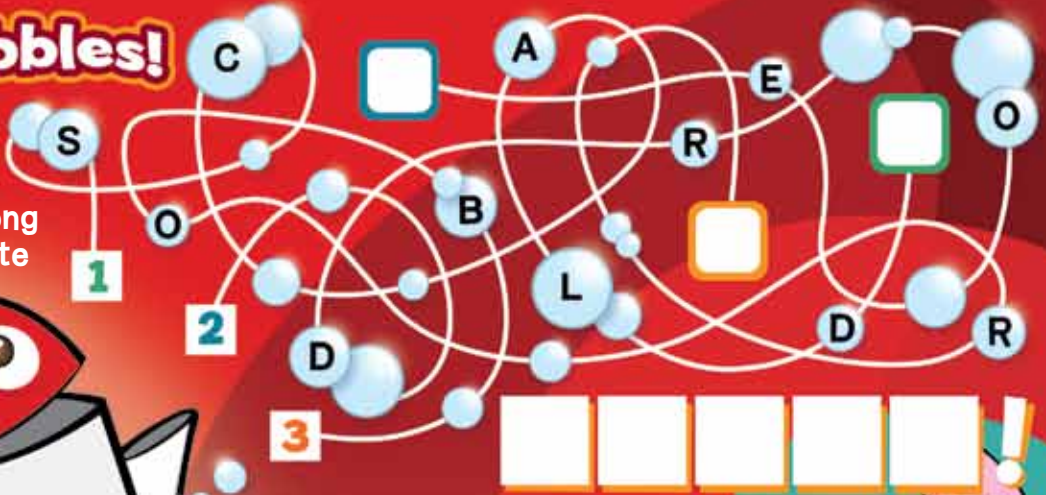
THIS WAS JUST FINE WITH BREWSTER, WHO HAPPILY SETTLED FOR A CHUNKY CHERRY ICE CREAM CONE INSTEAD!



FOR MORE FUN WITH BOOTS AND BREWSTER - KEEP READING!

Brewster's Bubbles!

Brewster is counting bubbles! Count the bubbles along each path then collect the letters along the path that has the most. Write the letters in the order you find them to find out what an unsafe bathtub water temperature can do!



Can you find all these bathroom items hidden in the word search? Which item does not belong?

TUB
SOAP
SINK
TOWEL
BATH MAT
RUBBER DUCK
FAUCETS
WASHCLOTH
SLICE OF PIZZA
TOOTHPASTE
SHOWER CURTAIN
BUBBLE BATH

How many bars of soap can you find on this page?

These pictures show the safe way to prepare and enjoy a bath. Can you number them in the correct order?



Sit away from the faucets.



Add hot water to the tub.



Test the water temperature.



Run cold water in the tub.

Safety Tips!

- 1 Check the water temperature of your bath before you get in.
- 2 Remind your parents to set the water heater's thermostat to 120-125 degrees.

Safety Fact:

A water temperature of 130 degrees can cause a serious burn in only 30 seconds. At 140 degrees, it only takes 5 seconds.

Answers: Toot's Tangle: 1-11, 2-10, 3-9, scald; Soap count: 5; Word that doesn't belong: slice of pizza; Picture sequence: 4, 2, 3, 1.

AWESOME ADVENTURES IN BURN AWARENESS!

FEATURING...

BOOTS & BREWSTER!

THE
BURN AWARENESS PAIR

Join Boots, the Burn Awareness Bear, and his loyal sidekick, Brewster, on their everlasting mission to keep kids safe!

ISSUE No. 2

IN CORN CALAMITY IN THE KITCHEN!



WOOHOO!

WOW! BREWSTER SURE WAS IN A HURRY THAT DAY! HE ZOOMED THROUGH THE KITCHEN ON HIS BRAND NEW IN-LINE SKATES, COMPLETELY FORGETTING HIS KITCHEN SAFETY RULES!

ER... SAY, LITTLE BUDDY, WHERE ARE YOU OFF TO IN SUCH A HURRY? BREWSTER?




WHOOSH!

zzzip!

THE REASON FOR BREWSTER'S RUSH? HE WANTED TO GET OUTSIDE AND PLAY. BUT FIRST, HE NEEDED TO DRY HIS SOCKS. BREWSTER KNEW THAT THE MICROWAVE COULD COOK THINGS QUICKLY. MAYBE IT WOULD DRY HIS SOCKS QUICKLY, TOO?

HEH!
HEH!



45 MINUTES SHOULD BE ABOUT RIGHT, HE THOUGHT.

BREWSTER!



LISTEN PAL, THE MICROWAVE IS USED ONLY FOR THE COOKING, REHEATING, AND DEFROSTING OF FOOD, WHICH WE PLACE IN MICROWAVE-SAFE CONTAINERS AND REMOVE WITH POT HOLDERS WHEN FINISHED.

LET'S PUT THOSE SOCKS OF YOURS IN THE CLOTHES DRYER WHERE THEY BELONG!



BREWSTER KNEW HIS PAL WAS RIGHT! BUT BOOTS' MENTION OF THE CLOTHES DRYER HAD GIVEN HIM AN IDEA...




HMMM...

MAYBE HE COULD FIND ANOTHER USE FOR THIS CLOTHES DRYER? HE FOUND THE BIGGEST JAR OF POPPING CORN THAT HE COULD FIND, AND DUMPED IT ALL INTO THE DRYER! WOULDN'T BOOTS BE PLEASED WITH THE SNACK HE WAS MAKING?



A FEW MINUTES LATER...

UM... THANKS FOR THINKING OF ME, PAL. AFTER OUR SNACK, MAYBE WE COULD HAVE A LITTLE CHAT ABOUT LAUNDRY ROOM SAFETY!



CHOMP!

THE END

FOR MORE FUN WITH BOOTS AND BREWSTER - KEEP READING!



Be careful when heating foods in the microwave!
Unevenly heated foods and hot liquids can cause scald burns. Which of these items should not be heated up in the microwave?

Keeping the Kitchen Safe!

There are six unsafe areas in this picture.
Can you find and circle them all?



Answers: Microwave item; baby bottle; Unsafe kitchen areas: hot oven, pot handle facing outwards, dangling electrical cord, cup of hot liquid on edge of counter, skateboard, rug. True or False: 1-true, 2-true, 3-false, 4-true, 5-false.

True or False?

Check the correct answer for each of these true or false statements.

- 1** Electrical appliances should be unplugged when not in use.

☐ TRUE ☐ FALSE

- 2** Reaching over the stove can cause clothing to catch on fire.

☐ TRUE ☐ FALSE

- 3** Hot steam escaping from a microwaved food item when removing the lid is not dangerous.

☐ TRUE ☐ FALSE

- 4** Area rugs in the kitchen should be avoided.

☐ TRUE ☐ FALSE

- 5** You don't need to use pot mitts or potholders when removing pots and pans from the stove.

☐ TRUE ☐ FALSE

Safety Tips!

- 1** Always keep hot items near the center of the table and away from the edge of counters.
- 2** Do not play in the kitchen and stay clear of the stove or hot oven at all times.

Safety Fact:

Ninety-five percent of scald injuries occur in homes.

AWESOME ADVENTURES IN BURN AWARENESS!

FEATURING...

BOOTS & BREWSTER!

THE
BURN AWARENESS PAIR

Join Boots, the Burn Awareness Bear, and his loyal sidekick, Brewster, on their everlasting mission to keep kids safe!

ISSUE No. 3

IN BUNGLING IN THE BASEMENT!

IT WAS CLEANING DAY. BREWSTER HAD PROMISED BOOTS THAT HE WOULD CLEAN THE BASEMENT. BOOTS LOVED TO CLEAN - BREWSTER DID NOT!

BUT WHAT WAS THIS?
SOME DANGEROUS
THINGS HAD BEEN LEFT
LYING AROUND!

BREWSTER WAS DETERMINED
TO GET HIS JOB DONE. HE
WOULDN'T ALLOW HIMSELF TO
BE DISTRACTED BY ANYTHING.

HE STACKED HIS BOOKS.

HE SORTED AND ORGANIZED
HIS SPORTS EQUIPMENT.

BUT THEN SOMETHING CAUGHT
HIS EYE. BREWSTER LOST
HIS CONCENTRATION...

HEY!

HIS FAVORITE OLD SNEAKERS!
BREWSTER LIT A CANDLE TO GET A
BETTER LOOK. THEY WERE IN NEED
OF A GOOD CLEANING. HE LOOKED
AROUND FOR SOMETHING TO
CLEAN THEM WITH.

AHA! THIS WOULD DO, HE THOUGHT.
HE GRABBED A RED CONTAINER THAT
HAD SOME LIQUID IN IT AND SET DOWN
HIS CANDLE FOR A MOMENT.

STOP!

WHAT DO YOU THINK, GUYS?
IS OUR PAL, BREWSTER, ON
THE RIGHT TRACK HERE?
OF COURSE NOT!!!

HELP ME REMIND BREWSTER
OF HIS SAFETY RULES
BEFORE IT'S TOO LATE!

FIRST OF ALL, LITTLE BUDDY,
WE NEVER PLAY WITH MATCHES
OR NEAR ANY OPEN FLAMES!

THIS RED CAN CONTAINS GASOLINE! IT IS ONLY USED TO FUEL AN
ENGINE. IT SHOULD NEVER BE PLAYED WITH OR USED FOR ANY
OTHER PURPOSE. IN FACT, IT SHOULD NEVER BE STORED IN THE
HOME! COME ON, LET'S TAKE THIS OUT TO THE GARAGE.

SAY, AS LONG AS WE'RE
GOING TO THE GARAGE,
LET'S BRING THAT BROOM.

WE CAN HAVE FUN
SWEEPING UP WHILE
WE'RE THERE!

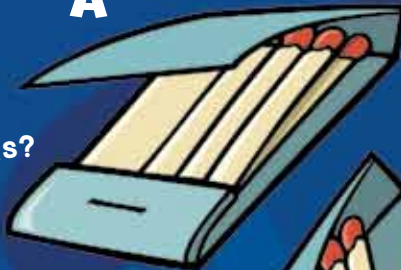
HMPF...

THE END

Matching Matchbooks!

Can you find the two identical matchbooks?

A



B



D



E



F



C



Which container is used to safely store gasoline?



Color all the letters with dots in them. Unscramble the remaining letters to complete the important message!

KNUT
emprst
SBAY

Gasoline is only used to fuel an engine. Any other use is...

□ □ □ □ □ !

Answers: Matching Matchbooks: C and E; Container: red gasoline container; Message: misuse!

Safety Tips!

- 1 Gasoline should always be stored outside your home.
- 2 If you smell gasoline vapors, you should quickly leave the area and tell an adult.

Safety Fact:

Over 60 percent of home fires that result in a child fatality occur in homes without smoke detectors.

Home Fire Escape Plan!

Knowing what to do **BEFORE** a fire occurs can save your life! Develop a **HOME FIRE ESCAPE PLAN** for your family, then have everyone practice it! Use the grid below to draw a floor plan of your house and find **TWO EXITS** from each room. Windows can be used as emergency exits, too! Remember to designate a **MEETING PLACE** at a safe distance outside your home.

A large rectangular area filled with a light blue grid of thin lines, intended for drawing a floor plan.

Shriners Hospitals
for Children®



Burn Awareness
Preventing Burn Injuries

Cut out this page and
post it on your fridge!

